

# ROGUES COMMUNITY

## LOGO TOOLKIT

Welcome to the official guide for using the Rogues Community Logo. This is your gateway to repping the rebellion —loud, proud, and uniquely yours.



# THE ROGUES COMMUNITY LOGO

was designed to empower our community with a visual identity of their own. Whether you're hosting a meetup, creating fan art, or launching a collab, this logo separates what comes from the community from what comes from the core team. Use it wisely. Use it proudly.

---




# OUR LOGOS

MAIN BRAND VS. COMMUNITY USE



# OUR LOGOS




## **Primary Rogues Community logo.**

An adaptation of the original Rogues logo for open community use. It preserves the visual identity of the collection while creating space for community-driven creativity.

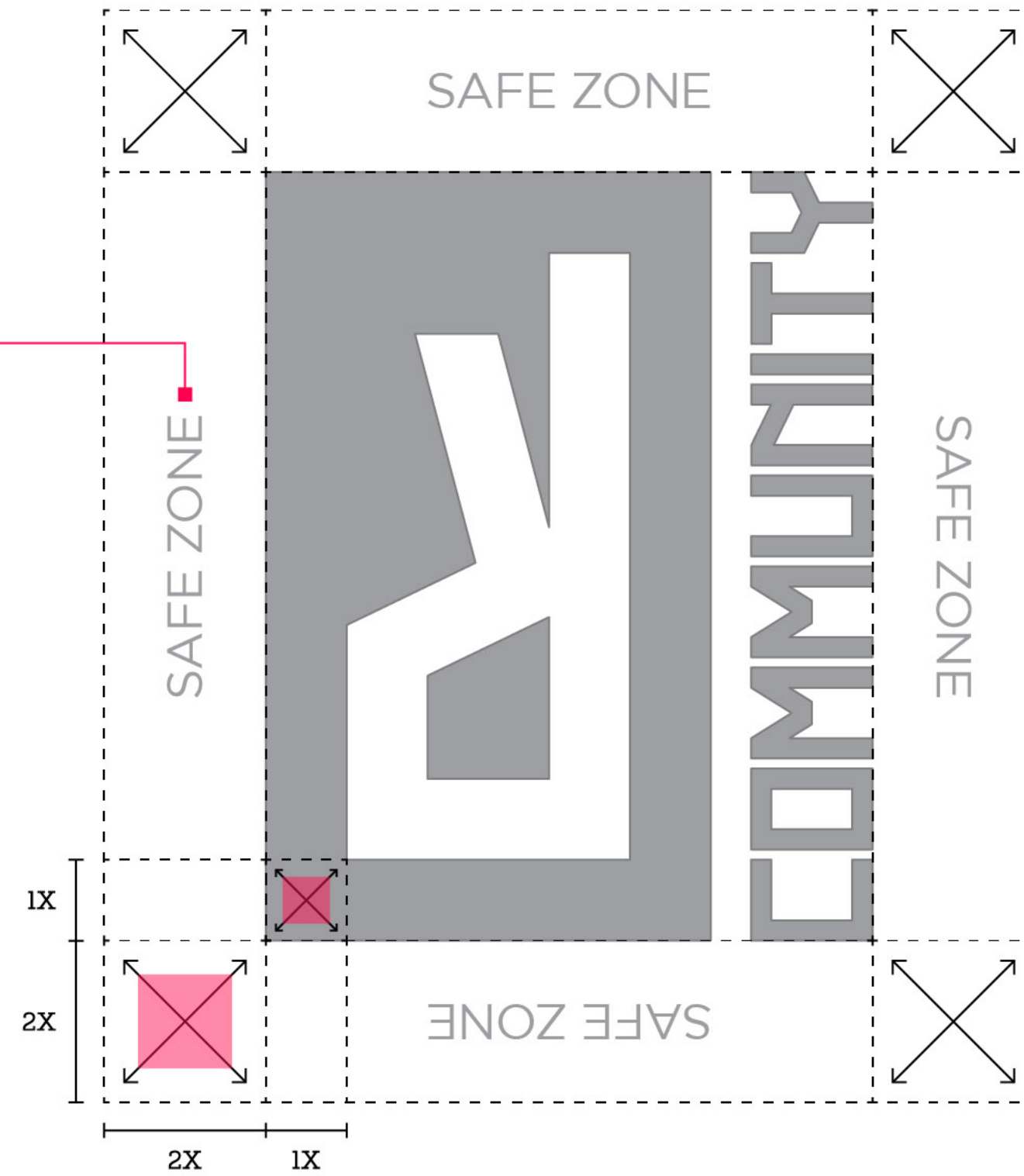
# GRID

The logo follows a precise grid to ensure visual consistency in every use. Respecting the proportions preserves its power and legibility.



# CLEAR SPACE

Keep a **safe zone** around the logo.  
 This clear space ensures the logo breathes and stands out, free from visual clutter or interference.



# OUR LOGOS



**Secondary Rogues Community logo.**

An alternate version of the Rogues Community logo. Use this version when the format or visual context requires a different composition.

# GRID

This version adheres to a structured grid for alignment and balance. Perfect for various digital and physical formats.



# CLEAR SPACE

Maintain the designated **clear space** around this version to ensure maximum visibility and brand integrity.



# TYPOGRAPHY

Spread the word of the Rogues Community—online, on paper, or wherever the message needs to be seen.

## Verdana Regular

### UPPER CASE

ABCDEFGHIJKLMN  
OPQRSTUVWXYZ

### LOWER CASE

abcdefghijklmn  
opqrstuvwxyz

### TEXT

Lorem ipsum dolor sit amet, consectetur adipiscing elit, sed do eiusmod tempor incididunt ut labore et dolore magna aliqua. Ut enim ad minim veniam, quis nostrud exercitation ullamco laboris nisi ut aliquip ex ea commodo consequat. Duis aute irure dolor in reprehenderit in voluptate velit esse cillum dolore eu fugiat nulla pariatur. Excepteur sint occaecat cupidatat non proident, sunt in culpa qui officia deserunt mollit anim id est laborum.

## Verdana Bold

### UPPER CASE

**ABCDEFGHIJKLMN  
OPQRSTUVWXYZ**

### LOWER CASE

**abcdefghijklmn  
opqrstuvwxyz**

### TEXT

**Lorem ipsum dolor sit amet, consectetur adipiscing elit, sed do eiusmod tempor incididunt ut labore et dolore magna aliqua. Ut enim ad minim veniam, quis nostrud exercitation ullamco laboris nisi ut aliquip ex ea commodo consequat. Duis aute irure dolor in reprehenderit in voluptate velit esse cillum dolore eu fugiat nulla pariatur. Excepteur sint occaecat cupidatat non proident, sunt in culpa qui officia deserunt mollit anim id est laborum.**

# COLORS

Color is identity. The Rogues Community logo comes with a defined palette that reflects creativity, disruption, and bold presence. Stick to these tones for maximum impact.

## ROGUES OFFICIAL COLORS

#FFFFFF	#000000
RGB*   0 . 0 . 0	RGB*   255 . 255 . 255
CMYK   0 . 0 . 0 . 0	CMYK   0 . 0 . 0 . 100

#961E46	#FF0150	#D7BEA0	#004D8A	#0F1237
RGB*   150 . 30 . 70	RGB*   255 . 1 . 80	RGB*   215 . 190 . 160	RGB*   0 . 77 . 138	RGB*   15 . 18 . 55
CMYK   30 . 100 . 60 . 20	CMYK   0 . 100 . 60 . 0	CMYK   16 . 23 . 38 . 0	CMYK   100 . 77 . 18 . 5	CMYK   100 . 93 . 45 . 57

## ROGUES COMMUNITY SUPPORT COLORS

#FF4114	#EBDC00	#96b932	#A500B9	#3C0F64
RGB*   255 . 65 . 20	RGB*   235 . 220 . 0	RGB*   150 . 185 . 50	RGB*   165 . 0 . 185	RGB*   60 . 15 . 100
CMYK   0 . 90 . 100 . 0	CMYK   10 . 5 . 100 . 0	CMYK   50 . 10 . 100 . 0	CMYK   50 . 90 . 0 . 0	CMYK   90 . 100 . 25 . 20


# CREATIVE APPLICATIONS

EXPLORE. REMIX. REIMAGINE.

The following pages showcase how the community can style the logo to fit different moods and creative directions—without losing its core identity.




# GRUNGE VERSIONS



SHAPE




ONE COLOR




TWO COLORS




# HALFTONE VERSIONS



SHAPE



ONE COLOR



TWO COLORS



# BRUSH VERSIONS



SHAPE



ONE COLOR



TWO COLORS

# BRUSH+ VERSIONS



VERSION 1



VERSION 2



VERSION 3



# HOLOGRAPHIC VERSIONS




POSITIVE




NEGATIVE




# COMIC VERSIONS



VERSION 1



VERSION 2



VERSION 3



# RGS VERSIONS



SHORT



FULL



# RGS STENCIL VERSIONS



SHORT



FULL



# ROGS STENCIL BRUSH VERSIONS



SHORT



FULL



Now you have the tools.  
What will you create?  
This is your symbol.  
This is your rebellion.  
**Welcome to the Rogues Community.**





DIOGO KNAPIK / CREATIVE DESIGNER

 @punkwolves |  @diogoknapik  @diogoknapik  linkedin.com/in/diogoknapik